For personal use only

ANNUAL GENERAL MEETING 30 OCTOBER 2018

Chief Executive Officer

Mitchell
SERVICES

For personal use only

DISCLAIMER

This investor presentation has been prepared by Mitchell Services Limited ("the Company"). Information in this presentation is of a general nature only and should be read in conjunction with the Company's other periodic and continuous disclosure announcements to the ASX, which are available at: www.asx.com.au.

This presentation contains statements, opinions, projections, forecasts and other material ("forward-looking statements") with respect to the financial condition, business operations and competitive landscape of the Company and certain plans for its future management. The words *anticipate*, *believe*, *expect*, *project*, *forecast*, *estimate*, *likely*, *intend*, *should*, *could*, *may*, *target*, *plan* and other similar expressions are intended to identify forward-looking statements. Such forward-looking statements are not guarantees of future performance and include known and unknown risks, uncertainties, assumptions and other important factors which are beyond the Company's control and may cause actual results to differ from those expressed or implied in such statements. There can be no assurance that actual outcomes will not differ materially from these statements. Any forward-looking statements contained in this document are qualified by this cautionary statement. The past performance of the Company is not a guarantee of future performance. None of the Company, or its officers, employees, agents or any other person named in this presentation makes any representation, assurance or guarantee as to the accuracy or likelihood of fulfilment of any forward-looking statements or any of the outcomes upon which they are based.

The information contained in this presentation does not take into account the investment objectives, financial situation or particular needs of any recipient and is not financial product advice. Before making an investment decision, investors should consider their own needs and situation and, if necessary, seek independent professional advice.

To the maximum extent permitted by law, the Company and its directors and advisers to both give no warranty, representation or guarantee as to the accuracy, completeness or reliability of the information contained in this presentation. Further, none of the Company, it officers, agents or employees of accepts, to the extent permitted by law, any liability for any loss, claim, damages, costs or expenses arising from the use of this presentation or its contents or otherwise arising out of, or in connection with it. Any recipient of this presentation should independently satisfy themselves as to the accuracy of all information contained herein.

This presentation is not intended to, nor does it, constitute an offer or invitation by or on behalf of the Company or any other person to subscribe for, purchase or otherwise deal in any equity or other securities in the Company and nor is it intended to be used for the purpose of, or in connection with, any offer or invitation to subscribe for any equity or other securities in the Company.

For personal use only

MITCHELL SERVICES MARKET PROFILE

ASX Information

ASX Stock Symbol	MSV
Shares Issued	1,738,376,346
Share Price (at 26/10/2018)	A$0.046
Market Capitalisation	A$80.0m

Major Shareholders

Mitchell Group	20.4%
Washington H Soul Pattinson	9.9%
CVC Limited	6.1%

Board of Directors

Nathan Mitchell
Executive Chairman

Peter Miller
Non-Executive Director

Robert Douglas
Non-Executive Director

Neal O'Connor
Non-Executive Director

Senior Management Team

Andrew Elf
Chief Executive Officer

Greg Switala
CFO & Company Secretary

Josh Bryant
GM People & Risk

Todd Wild
GM Commercial

For personal use only

SAFETY UPDATE

- Finishing each day without harm is a **core Mitchell Services value**
- Key initiatives implemented to **strengthen safety culture** and performance have primarily focused on key risks and field leadership
- Continued **year on year reduction** in recordable incident occurrence and severity
- **Focus on training** to attract, retain and further develop our own drillers in an improving market
- **Winner** of 1x 2018 Australian Mining Prospect Awards
- **Finalist** of 1x 2018 Australian Mining Prospect Awards
- **Finalist** of 2x 2018 Safe Work and Return to Work QLD Awards

For personal use only

2018 BUSINESS OVERVIEW

Utilised an additional

22%

of the fleet year on year

Total revenue of $72.70m

↑80%

from FY2017

Total EBITDA of $6.3m

279%

of FY2017 EBITDA

Successful acquisition and integration of earnings accretive Radco Drilling further improves revenue diversity

350+

experienced employees

Total recordable injury frequency rate improved by

13.9%

from FY2017

For personal use only

RESULTS OVERVIEW

Profit & Loss

	FY18	FY17	FY16	Change
	$000's	$000's	$000's	%
Revenue	72,700	40,303	32,970	80%
EBITDA	**6,254**	**2,238**	**522**	**179%**
EBIT	**(1,361)**	**(3,197)**	**(4,795)**	**57%**
NPBT	**(2,340)**	**(4,407)**	**(6,049)**	**47%**

Balance Sheet

	30 Jun 18	30 Jun 17	Change
	$000's	$000's	%
Current assets	27,519	10,100	172%
Non-current assets	30,773	29,937	3%
Total assets	**58,292**	**40,037**	**46%**
Current liabilities	23,125	12,139	91%
Non-current liabilities	14,133	13,253	7%
Total liabilities	**37,258**	**25,392**	**47%**
Net assets	**21,034**	**14,645**	**44%**

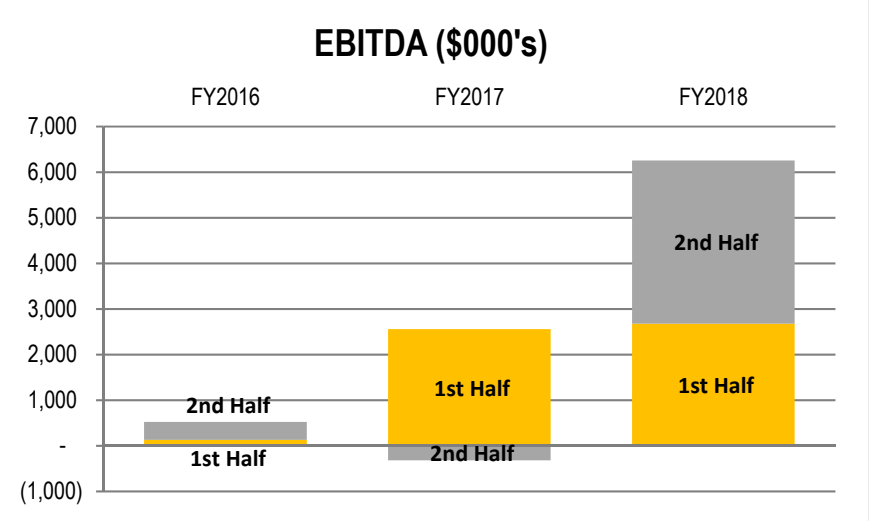

- First half EBITDA impacted by material levels of ramp up associated with major project wins
- Stronger 2nd half performance as EBITDA begins to normalise post ramp up
- MSV anticipates to be NPAT positive FY19

For personal use only

IMPACT OF INCREASED UTILISATION ON REVENUE

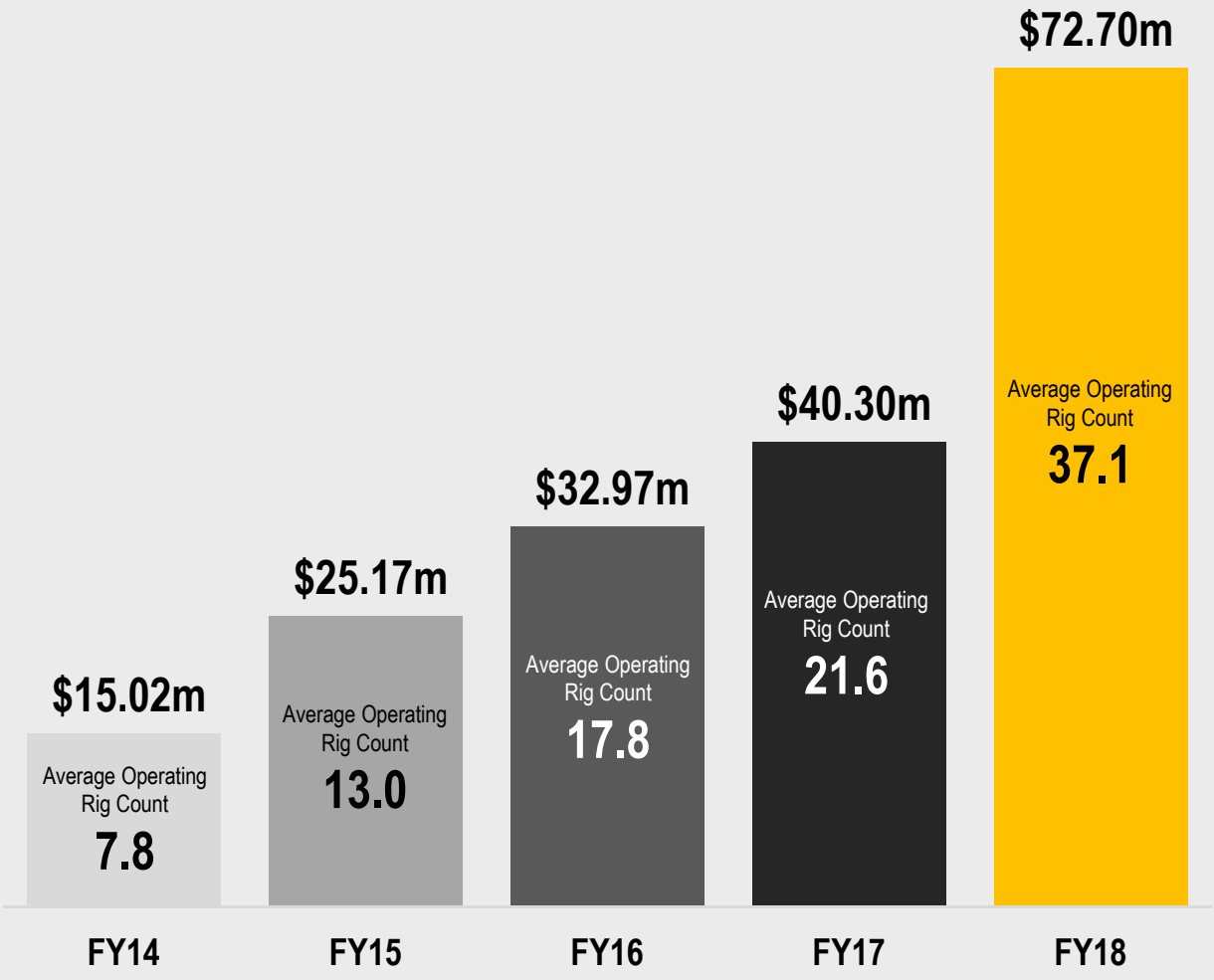

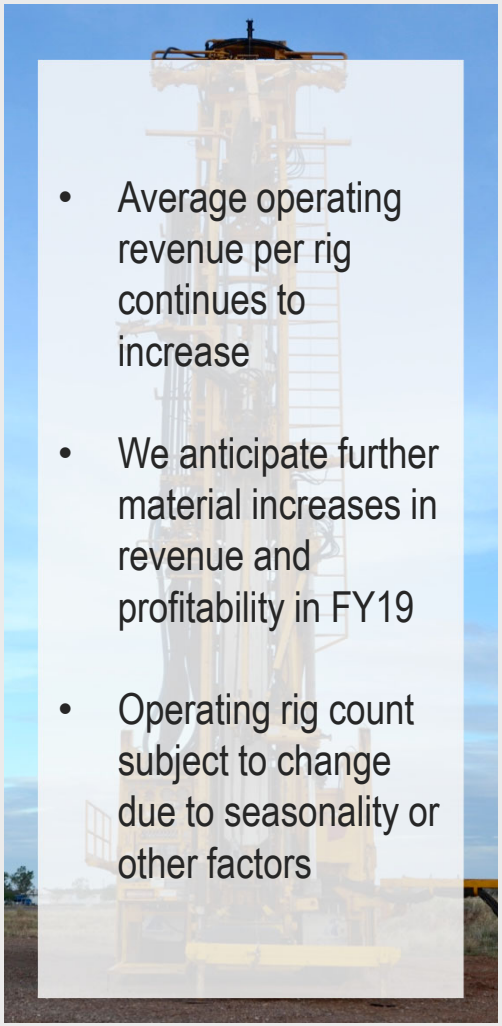

- Average operating revenue per rig continues to increase
- We anticipate further material increases in revenue and profitability in FY19
- Operating rig count subject to change due to seasonality or other factors

For personal use only

LEVERAGE AS OPERATING RIG COUNT INCREASES

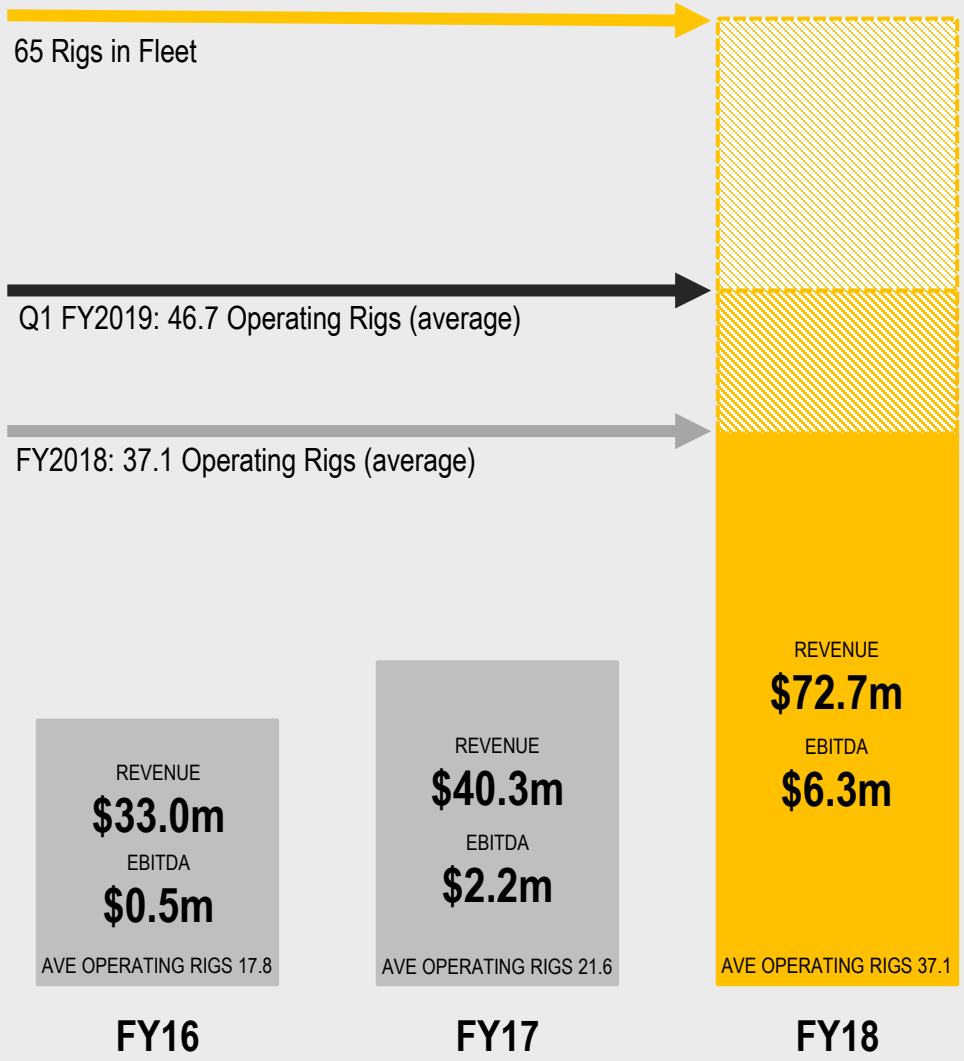

- Average operating rig count increased by 15.4 rigs year on year
- Utilisation improvement from 35% in FY2017 to 57% in FY2018
- Revenue up 80% year on year
- FY2018 EBITDA 279% of FY2017 EBITDA
- MSV anticipates continued growth in FY2019

For personal use only

OPERATING REVENUE BY CLIENT TYPE

Strong year on year revenue growth anticipated to continue in FY19

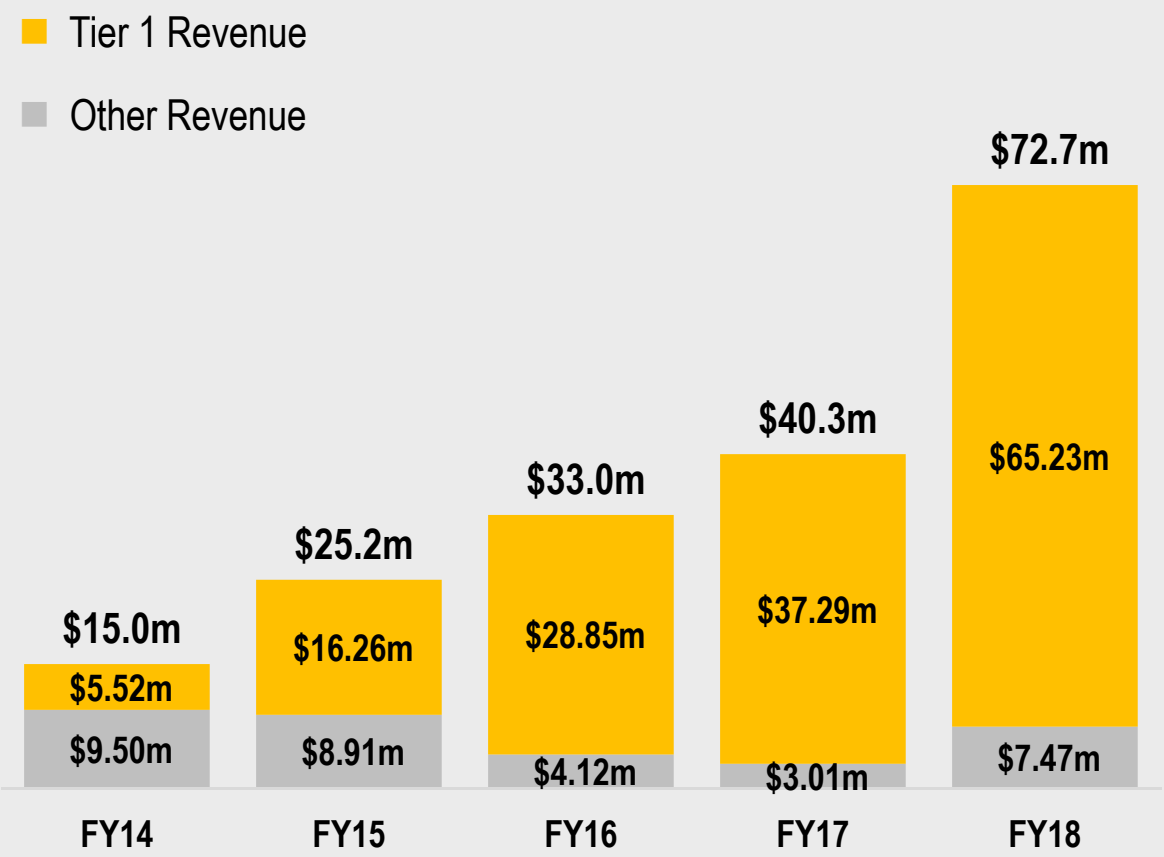

*large / multinational mining & energy companies

VALUE OF TIER 1

- Large / multinational mining and energy companies
- Very high safety and business system requirements
- Generally brownfield work for existing mining operators that primarily relates to production
- Longer term contracts

For personal use only

OPERATING REVENUE BY COMMODITY

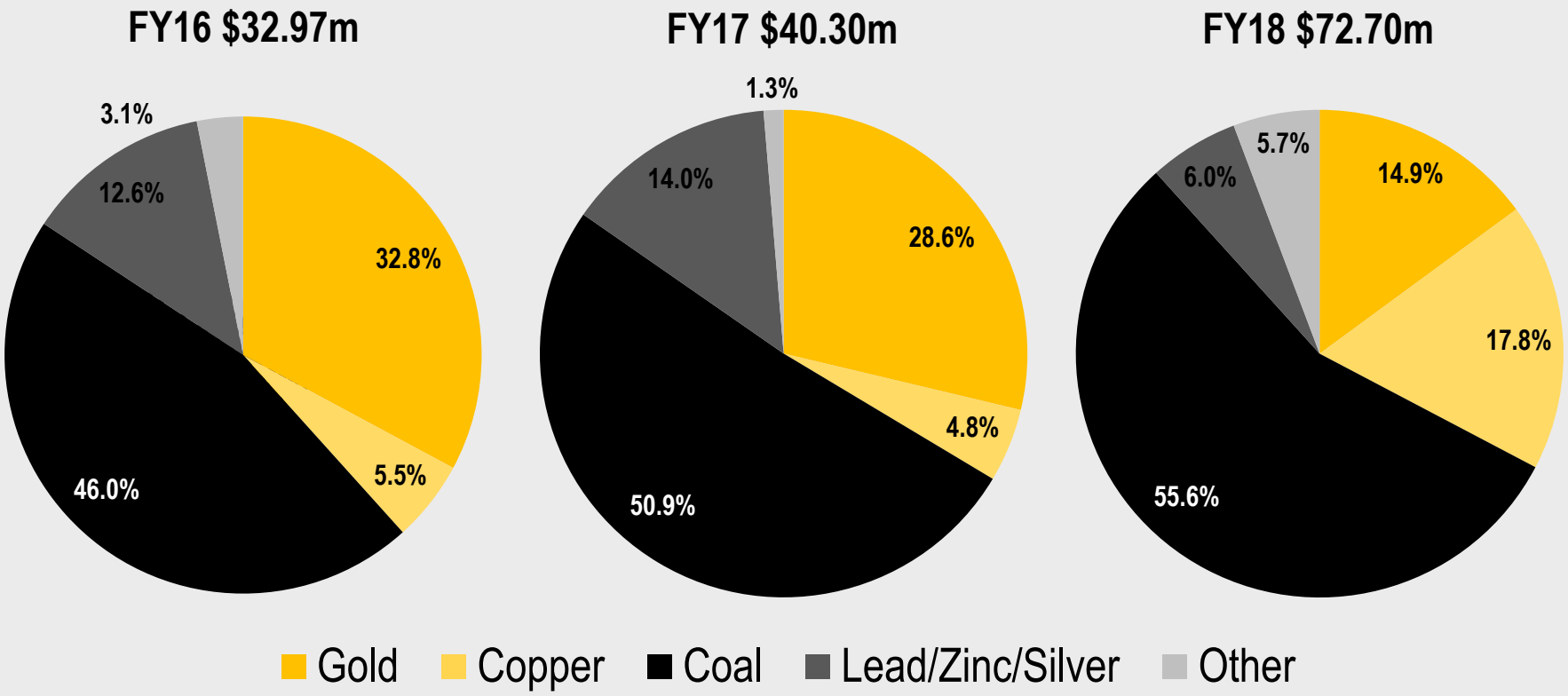

Management remains mindful of the importance of diversification in revenue streams including diversity in commodity mix. Our commodity mix remains well balanced with revenue from coal and revenue from minerals accounting for 55.6% and 44.4% of total operating revenue respectively.

For personal use only

OPERATING REVENUE BY DRILLING TYPE

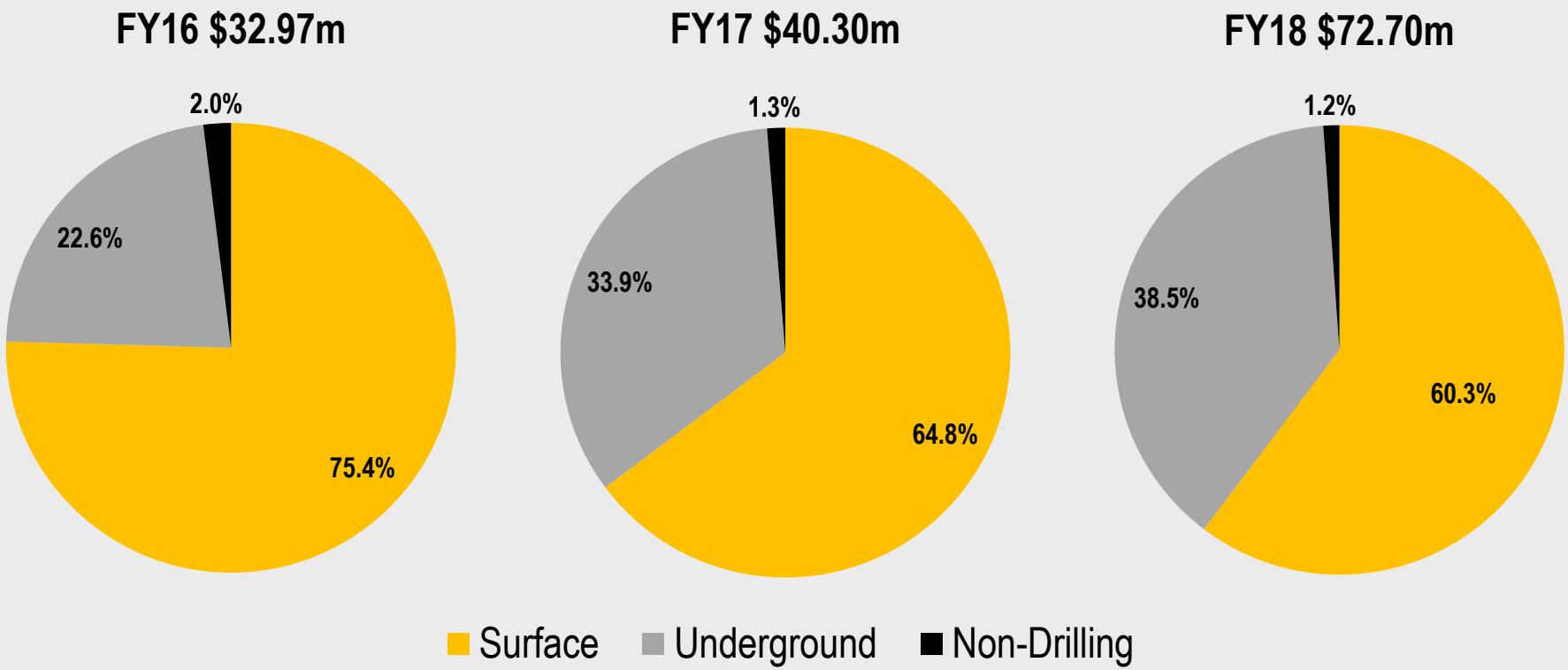

Increase in underground revenue strengthens overall revenue diversity

Management remains mindful of the importance of diversification in revenue streams including diversity in the mix between underground and surface drilling. Underground drilling is generally performed on a double shift basis and is generally not subjected to seasonal fluctuations. Revenue from underground drilling has grown by 105% compared to 2017 and now accounts for 38.5% of our total operating revenue.

For personal use only

LEVERAGE IN AN IMPROVING MARKET

- **STAGE 1: UTILISATION INCREASES**
- More rigs start working (This is happening)

- **STAGE 2: PRODUCTIVITY IMPROVES AS UTILISED RIGS WORK MORE SHIFTS**
- Seasonality impact reduces as rigs work through the wet season (This is starting to happen in limited areas)
- More rigs work 24 hours a day 7 days a week versus 12 hours a day (Limited rigs in the Energy sector work 24 hours a day)

- **STAGE 3: PRICE INCREASES AS SUPPLY AND DEMAND CHANGES IN FAVOUR OF SERVICE PROVIDERS**
- On average across a range of different drilling types prices are still circa 20% - 40% below those of the highs in the last cycle (Large Diameter, Surface and Underground)
- HQ Core in the Energy sector is circa $110 per metre down from $150 per metre

- **STAGE 4: GENERAL CONTRACT TERMS & CONDITIONS IMPROVE**
- Larger up front mobilisation charges to manage ramp up costs
- Larger demobilisation charges
- Take or pay contracts
- More flexible pricing schedule of rates

We are in the early stages of the cycle

EBITDA as a percentage of revenue will increase significantly as the market continues to improve

For personal use only

FY19 Q1 OVERVIEW

Strong FY19 Q1 performance

Revenue
$31m

EBITDA
$7.0m

Operating Cash Flow
$4.4m

EBITDA to operating cash conversion rate
63%

35%
reduction in net debt from 30 June 2018

Business is subject to seasonality and **Q1 is traditionally strong**

Continued Steady Increases to Productivity & Utilisation

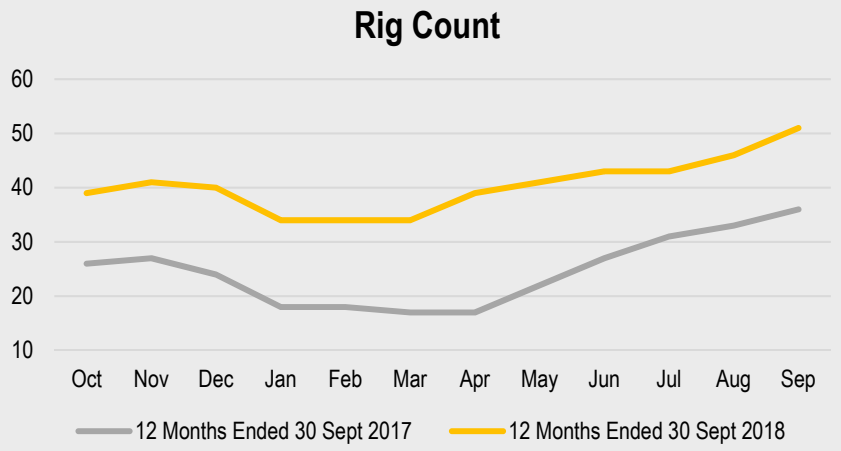

Improved EBITDA off Stronger Utilisation and Pricing

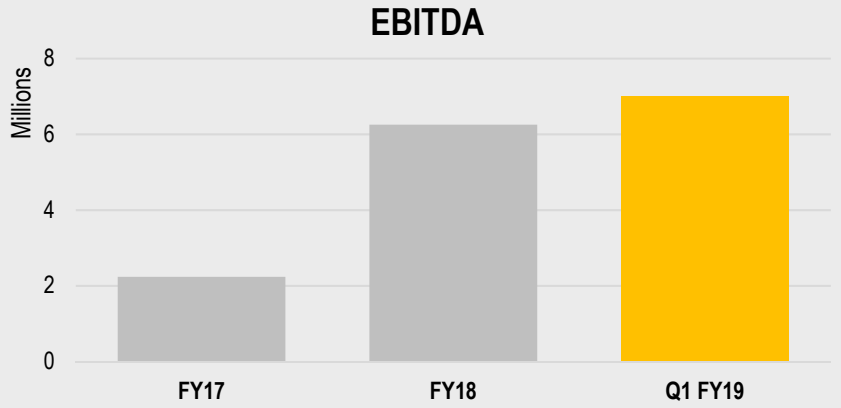

For personal use only

FY19 Q1 OVERVIEW (CONT)

Strong Operating Cash Flows and EBITDA Conversion

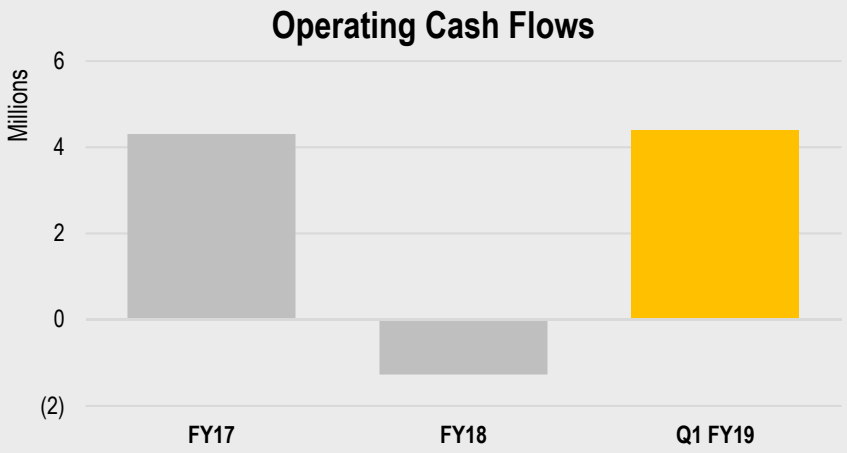

35% Reduction in Net Debt

	30-Jun-18	30-Sep-18
	$000's	$000's
Equipment finance facilities	8,358	7,425
Shareholder loans	8,500	8,500
Property loan	2,700	-
Gross Debt	**19,558**	**15,925**
Cash on hand	1,864	4,432
Net debt	**17,694**	**11,493**

Low CAPEX Requirements

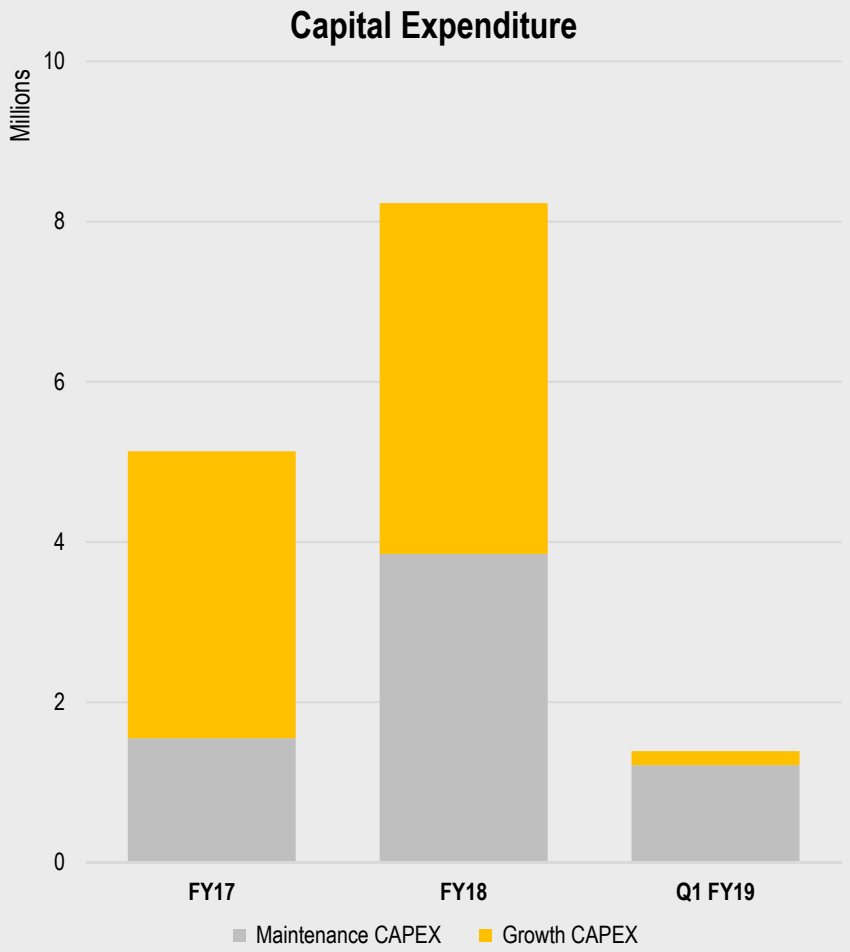

For personal use only

MARKET OUTLOOK

- **Competitive Profile** of the market has stabilised and prices have started to increase but remain competitive in certain sectors
- Pipeline of identified opportunities remains strong and **demand continues to increase for drilling services**
- Clients are **more active** across all sectors
- **Ability to leverage** to the upside as general market conditions **improve**:
  - Drilling rates
  - Utilisation (operating rig count)
  - Contract terms and conditions
  - Productivity per rig (double shift operations)
- Favourable conditions to take advantage of **acquisition opportunities** in early stages of the cycle



For personal use only

SUMMARY

- Mitchell Services' vision is to be **Australia's leading provider of drilling services** to the global exploration, mining and energy industries
- Tender pipeline provides opportunity to further **increase rig utilisation**
- Previous acquisitions of surface assets early in the cycle has positioned Mitchell Services to **generate a superior returns** on capital vs peers
- Mitchell Services has a diverse revenue stream across different drilling types and commodities and will continue to take advantage of **strategic opportunities**
- **Q1 EBITDA of $7.0m** exceeded FY2018 EBITDA
- Ability to leverage further increased returns in an **improving market**



For personal use only

CONCLUSION